


LT2–B848 Mark II

Twin Needle Drop Feed Split Needle
Bar Lock Stitcher

Twin Needle Drop Feed Split Needle
Bar Lock Stitcher with Thread Trimmer



Specifications

		-1
Application		For thin materials
Max. speed		3,000 rpm
Max. stitch length		4 mm
Needle bar stroke		33.4 mm
Thread take-up stroke		49.9 mm
Height of Presser foot	Presser bar lifter	7 mm
	Auto	13 mm (With thread wiper: 10 mm)
Height of feed dog		1 mm
Needle		DP×5 #9 – #14
Hook		Horizontal rotary hook (vertical axis)
Single needle stop device		Standard

		-400
Thread trimmer		Scissors type (Solenoid)
Thread wiper		Solenoid type
Quick reverse		Solenoid type

LT2–B8480 Mark II

Twin Needle Drop Feed Split Needle
Bar Lock Stitcher with Thread Trimmer
and Ply Sensor



Specifications

		-901
Application		For thin materials
Max. speed		3,000 rpm
Max. stitch length		4 mm
Height of presser foot	Presser bar lifter	7 mm
	Auto	8 mm
Height of feed dog		1 mm
Needle		DP×5#14
Hook		Horizontal large rotary hook (vertical axis)
Single needle stop device		Standard
Thread trimmer		Scissors type (Solenoid)
Thread wiper		Solenoid type
Quick reverse		Solenoid type

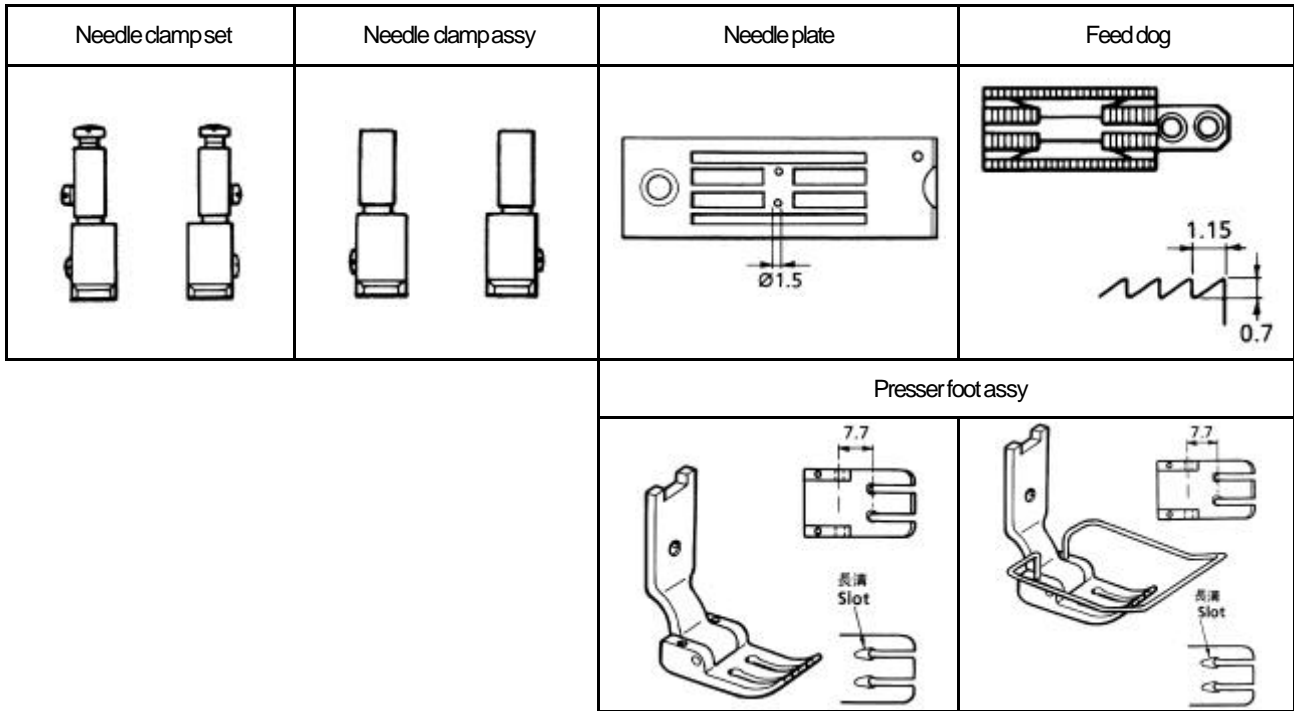
B848 Mark II (For Standard)

For normal

*The specification with a maximum stitch width of 5/8" (15.9 mm) is available.

*The ○ symbol is a presser foot assembly with finger guard.

Needle gauge (inch) (mm)	Needle clamp set	Needle clamp assy	Needle plate	Feed dog	Presser foot assy
1/8 (3.2)	L:S15711-001 R:S15712-001	L:S15713-001 R:S15714-001	S07686-001	S07696-001	S07393-001 S38544-001 ○
3/16 (4.8)	L:S15723-001 R:S15724-001	L:S15725-001 R:S15726-001	S07688-001	S07698-001	S07395-001 S38542-001 ○
1/4 (6.4)	L:S15735-001 R:S15736-001	L:S15737-001 R:S15738-001	S07689-001	S07699-001	S07397-001 S38543-001 ○
1/2 (12.7)	L:S15765-001 R:S15766-001	L:S15767-001 R:S15768-001	S07693-001	S07703-001	S07684-101 ○



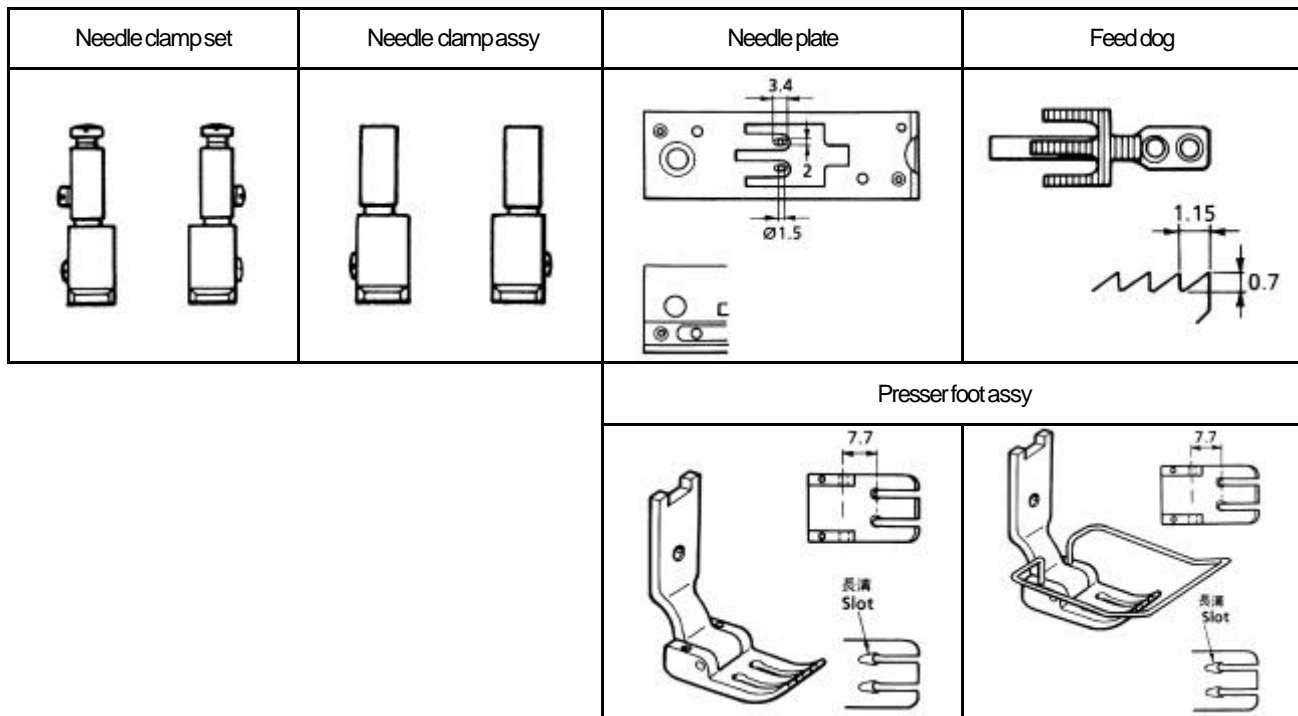
B848 Mark II (For Thread trimmer)

For normal

*The specification with a maximum stitch width of 5/8" (15.9 mm) is available.

*The O symbol is a presser foot assembly with finger guard.

Needle gauge (inch) (mm)	Needle clamp set	Needle clamp assy	Needle plate	Feed dog	Presser foot assy
1/8 (3.2)	L:S15711-001 R:S15712-001	L:S15713-001 R:S15714-001	S07401-001	S07409-001	S07393-001 S38544-001 O
3/16 (4.8)	L:S15723-001 R:S15724-001	L:S15725-001 R:S15726-001	S07403-001	S07410-001	S07395-001 S38542-001 O
1/4 (6.4)	L:S15735-001 R:S15736-001	L:S15737-001 R:S15738-001	S07405-001	S07411-001	S07397-001 S38543-001 O
5/16 (7.9)	L:S15747-001 R:S15748-001	L:S15749-001 R:S15750-001	S07676-001	S07680-001	S07682-001
3/8 (9.5)	L:S15753-001 R:S15754-001	L:S15755-001 R:S15756-001	S13621-001	S13623-001	S13624-001
1/2 (12.7)	L:S15765-001 R:S15766-001	L:S15767-001 R:S15768-001	S07678-001	S07681-001	S07684-101 O



B8480 Mark II (With ply sensor and thread trimmer)

For normal

*The thread trimming fixed knife (part No. S07527-001) and the installation screw (part No. 148539-101) are not provided with the needle plate, so they must be ordered separately if required.

*The ○ symbol is a presser foot assembly with finger guard.

Needle gauge (inch) (mm)	Needle clamp set	Needle clamp assy	Needle plate	Feed dog	Presser foot assy
3/16 (4.8)	L:S15723-001 R:S15724-001	L:S15725-001 R:S15726-001	S16437-001	S07410-001	S07395-001 S38542-001 ○
1/4 (6.4)	L:S15735-001 R:S15736-001	L:S15737-001 R:S15738-001	S16439-001	S07411-001	S07397-001 S38543-001 ○
5/16 (7.9)	L:S15747-001 R:S15748-001	L:S15749-001 R:S15750-001	S16441-001	S07680-001	S07682-001
3/8 (9.5)	L:S15753-001 R:S15754-001	L:S15755-001 R:S15756-001	S16443-001	S13623-001	S13624-001

